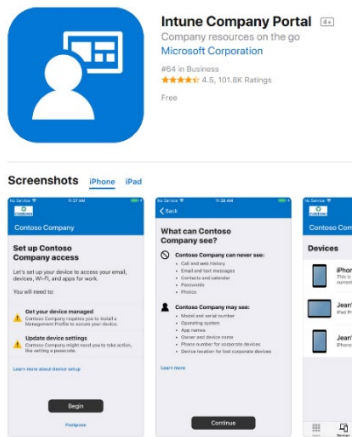


# Install MDM for your Mobile Device

Install the Intune Company Portal app and enroll your device.


## iOS (Requires iOS 11.0 or later)


Open the App Store and search for "Intune Company Portal" app




## Android Install (Requires Lollipop 5.0 or later)

Open the Play Store and search for "Intune Company Portal" app





1. Press **Home** → **App Store**
2. **Search** → in the **Search** box, type **company portal** → **Microsoft Intune Company Portal**
3. **GET** → **INSTALL**
4. Press **Home** → **Comp Portal**
5. Sign in to work → **Accept**
6. **Begin** → **Continue** → **Continue** → **Enroll**
7. **Install** → enter your passcode  
→ **Install** → **Install** → **Trust** → **Done**
8. **Open** → **Continue** → **Done**



1. Press **Home** → **Play Store**
2. **Search** → in the **Search** box, type **company portal** → **Intune Company Portal**
3. **INSTALL**
4. Press **Home** → **Company Portal**
5. **Sign in** → sign in to work → **Accept**
6. **Begin** → **Continue** → **Continue** → **Enroll**
7. **Allow** → **Activate** → Select the Terms and Conditions Check Box → **Confirm**
8. **Continue** → **Done**

**Note** The Android and iOS warnings you see simply verify that you want to enroll your device.

Additional Device Enrollment Instructions:  
[iOS device enrollment instructions](#)

Additional Device Enrollment Instructions:  
[Android device enrollment instructions](#)

